

Whatever your career training choice, we feel that enhancing your skills and always learning the latest trends and techniques is so important to your education and success -- that's why we offer Advanced Training Workshops throughout the year featuring some of the top educators in the country!

What are Advanced Education Classes? Why do you call them Signature Series Workshops?

Each artist, including yourself, have their own distinct style and design, their signature if you will. During these classes you will work with the artist sharpening your skills by learning their techniques, creating your own signature in style and design.

Who are they for?

They are for anyone currently in school or any of our graduates who want to sharpen their skills and be the best in their chosen profession. In today's beauty industry, you want to be well trained and experienced in all the latest trends and techniques and these classes can help you in your success!

How much do these workshops cost?

Unless otherwise noted, each one day class costs \$100. This cost includes a Mannequin (if applicable) or Kit depending on the type of class, Certificate of Participation and a Signature Series Patch. Many students choose to purchase Advanced Education credit vouchers at their time of enrollment. These credits are valid during their time in school and after they graduate.

I think I have voucher credits, how do I find out how many?

Each month, your Director will get a report of each students voucher credit.

I'm almost ready to graduate from school, can I still take these classes?




Of course! You are always welcome to come back and attend workshops. Just contact your former school and ask them about the upcoming class schedule!

Ok, I'm excited, how do I sign up?!

Contact your Director or Admissions Representative to sign up for upcoming workshops. If you have educational vouchers and would like to use them, great! Otherwise, cash or credit cards are accepted to pay for classes. It's that easy!

*As a reminder, all class topics, dates and locations are subject to change. Notice will be given to the schools Director at least one week prior to the scheduled class event.*

*All services are performed by students under supervision of licensed instructors.*



# Signature Series

Advanced Educators 2009

From Upper Left to Right: Candi Ekstrom with student, Dora Borunda, Jerry Johnson, Diane Cantoral, Mario Montoya, Martha Hoffman, Sharon Winston, Ron Barnes, Student Aesthetician, Madrid Johnson, Melissa McGee, Sheila Moore, LaToya Simmons.

# Advanced Education | June & July

Texas / Oklahoma

June 1st, 2009

Mario Montoya | Haircuts & Color  
Lawton, Oklahoma | Cost of Class: \$100

Signature Series Workshops presents this opportunity to experience an intensive one day hands-on workshop with nationally recognized platform artist and educator Mario Montoya.

Students will learn advance haircutting techniques, the proper ways of blow drying and utilizing all your tools, as well as flat ironing to complete the total look of the cut. You will learn design hair coloring effect to match the cuts; a total process of cut, style, and color on each haircut.

June 7th, 2009

Barbara Huncharek | Microdermabrasion  
Plano, Texas | Cost of Class: \$100

Microdermabrasion is a new form of mechanical exfoliation and have the income potential of \$100 an hour!

In this class you will learn using the crystal and no crystal techniques, the proper use of the hand pieces, the rate of crystal flow and vacuum setting in order to create a positive outcome.

**BUILD YOUR CONFIDENCE AND PERFECT YOUR SKILLS IN MICRODERMABRASION, ONE OF THE MOST PROFITABLE AND POPULAR SERVICES IN THE SKIN CARE INDUSTRY.**

June 7th / 8th, 2009

LaToya Simmons | Haircuts & Fades  
Arlington, Texas | Cost of Class: \$100

Make your salon a One Stop Shop where the whole family is welcome! Reach out to your clientele with haircutting is extra money in the salon and in your pocket.

The techniques of haircutting and fading will take your skills to another level. Tapering and fading the hair is popular in the stylist industry where we have the skills to do it all. What your income grow when your techniques on short hair lengths are practiced. Introduce to your clientele, fading for a more clean and subtle look.

The techniques will be taught are the clipper cut styles with clean edge ups. You will experience taper fades, temple fades, bald fades and faded necklines. The haircuts can be used on men and women only added to the salons business!

June 8th, 2009

Melissa Emeary | Nails  
Lawton, Oklahoma | Cost of Class: \$100

Spend the day with our newest advanced educator, Melissa McGee, as she teaches how you the tips and tricks of creating semi-permanent nail art under acrylic and gel nails with everyday items including feathers, flowers, money, etc. Knowing a unique service like this can add more money to your pocket and keep your clientele coming back again and again!

June 14th / 15th, 2009

Dora Borunda | Haircuts & Color  
Plano, Texas | Cost of Class: \$100

Signature Series Workshops presents this opportunity to experience an intensive one day hands-on workshop with nationally recognized platform artist and educator Dora Borunda.

Students will learn advance haircutting techniques, the proper ways of blow drying and utilizing all your tools, as well as flat ironing to complete the total look of the cut. You will learn design hair coloring effect to match the cuts; a total process of cut, style, and color on each haircut.

June 28th & 29th, 2009

Candi Ekstrom | Up-do  
Competition Class

Plano, Texas | Cost of Class: \$200

Students may attend one day of class for \$100 each day but are encouraged to attend both days.

On Day 1 - The main purpose of this class is to learn how to design an updo style for bridal hair. The other things that will be shown are dimensional coloring and preparing oneself for the yearling upcoming forum competition.

To start the day we will begin the demonstration on how to handle long hair easily, plus an explanation on what to look for in competition. After receiving your mannequins, I will help you design a style and plan on the dimensional color to enhance your chosen style. Before lunch we will dry and finish the chosen style as well as discuss ornaments, jewelry, makeup application including lashes and clothing attire for your mannequin.

After lunch, we continue to prepare the hair for the comb out contest as well as learn how to best position your mannequin for the judges and photograph your work. By photographing your work you can begin to build a portfolio of what you can do as a stylist, very important when seeking a job.

The contest will be held within a time limit just like being in a competition. For more information on the contest, contact your Director for flyer information.

On Day 2 - The main purpose of this class is to learn how to design an updo style, complete with neon color and how to make a hair piece and weave it into the design. We will learn how important hair color is to determine the focal point plus how to stretch out creativity. All this will help prepare you for the fantasy hair competition at the yearly forum.

We will begin in the morning with a demo on how to handle long hair easily, how to add hair to create a look and what to look for in a competition. After receiving your mannequin, I will help you design a style and add exciting colorful hair to accent the design as well as learn how to create hair pieces to add to the style as well as discuss ornaments, jewelry, makeup application including lashes and clothing attire for your mannequin.

After lunch, we continue to prepare the hair and hair piece(s) for the comb out contest as well as learn how to best position your mannequin for the judges and photograph your work. By photographing your work you can begin to build a portfolio of what you can do as a stylist, very important when seeking a job.

The contest will be held within a time limit just like being in a competition. For more information on the contest, contact your Director for flyer information.

June 29th, 2009

Madrid Johnson | Relaxer  
Lawton, Oklahoma | Cost of Class: \$100

Join platform artist and educator, Madrid Johnson, in a hands-on workshop of a relaxer techniques. In this class, you will learn the proper ways of relaxing all hair types, not just ethnic hair using Madrid's International Global Texture Relaxer System.

Madrid will teach you the do's and don'ts, as well as the tools needed and used during the relaxer process. Madrid will show you the various techniques and share with you his knowledge of relaxers and their process.

July 12th / 13th, 2009

Melissa Emeary | eXoLocs Extensions  
Plano, Texas | Cost of Class: \$100

Today's clients are in search of hair extensions that do not require any braiding, weaving, sewing, fusion or heat and most importantly do not damage their hair! Too many are finding their hair damaged or broken off after such extensions services but not with ExoLocs! ExoLocs Hair Extension System meets the needs of today's client, and also satisfies the most demanding artists creative ability.

Students will learn the ExoLocs Hair Extension System including application and placement techniques for all textures of hair as well as learn how to educate your client in caring for and maintaining their extensions. Students will also learn about the maintenance services, pricing and the how-to's of promoting ExoLocs in the salon.

Students will also learn how to pre-tip their own hair from a weft and custom blend as many as three to four different colors to give the client the individualized look today's clients demand. You will also learn how to color extensions with high fashion colors as well as create and use chemical free highlights. Change your clients highlights every month with no damage to the hair.

Fusion Irons will be available for purchase, \$50 - cash or credit card.

July 13th, 2009

Sheila Moore | Pedicures  
Lawton, Oklahoma | Cost of Class: \$100

Get those feet out of those Winter shoes and ready for Spring with floral inspired pedicures! Spend the day with Advanced Education Artist, Sheila Moore as she demonstrates the techniques of performing a floral inspired Spring Pedicures. During this class you will also learn how to create your own Spring inspired scrubs as well as nail art techniques making sure your clients toes (and yours!) are sandal ready! Learn how to increase your salon profit with these great techniques!

July 19th / 20th, 2009

Diane Cantoral | Make-Up Kit &  
Application  
Plano, Texas | Cost of Class: \$100

Participants will spend the day with Diane Cantoral, Hüntz Professional's National Make-Up Educator learning the theory and application of make-up with the Jean Diane cosmetic line, a make-up designed for anyone! What students will be taught: Assembling a Professional Make-Up Kit, Prepping the face for traditional & costume make-up application, Corrective Make-Up Techniques, Photography Make-Up Techniques and if time available, Costume / Film Make-Up Techniques.

Diane is the Make-Up Artist and Hair Stylist for all Broadway productions at several theaters in Arizona. She has worked over 43 Broadway productions and various concert events with Jay Leno, Anita Baker, Cathy Mattea, Tom Arnold, Village People, Diane Ross to name a few.

July 20th, 2009

LaToya Simmons | Melissa Emeary |  
Haircut & Fusion  
Lawton, Oklahoma | Cost of Class: \$100

Spend the day with Signature Series Artists, Melissa McGee and LaToya Simmons as they demonstrate the application of fusion extensions and completing your look with razor cutting techniques.

Learn how to conduct a proper consultation, what to look for to better serve your clients needs, and the proper application of the FUSION extension and placement. Understand how to use color tones for depth and highlighting without the use of chemicals as well as the proper maintenance of Fusion extensions. Students will complete the look with a layered razor cut while also learning the best techniques for cutting extensions with the natural hair.

Fusion Irons will be available for purchase, \$50 - cash or credit card.

July 26th / 27th, 2009

Melissa Emeary & Sheila Moore | Body  
Wraps  
Plano, Texas | Cost of Class: \$100

In this class, signature series artists, Melissa and Sheila, will teach students multiple body wrapping techniques for maximum loss of inches over the entire body as well as in specific target areas! Salon profitability is endless with these Body Wrap techniques. Students will also learn the difference in body wrap products followed by a how to session to create your very own body wrap products at home!

MODELS WILL NEED TO BRING THE FOLLOWING: CLEAN full back underwear that can be discarded after the wrap (No thongs or G Strings PLEASE), an inexpensive sports bra that may also be discarded after use. (NO underwire bras) and a pillow.

July 27th, 2009

Jerry Johnson & Mario Montoya |  
Haircutting  
Wichita Falls, Texas | Cost of Class: \$100

Signature Series Workshops presents this opportunity to experience an intensive one day hands-on workshop with nationally recognized platform artists and educators Jerry Johnson & Mario Montoya.

Students will learn advance haircutting techniques, the proper ways of blow drying, and flat ironing the cut's to complete a total look of the cut. You will learn design hair coloring effect to match the cuts; a total process of cut, style, and color on each haircut.